

Biennial Report 2015-2016

# RUGVIN



RUGVIN

STICHTING RUGVIN / RUGVIN FOUNDATION

# Preface

Please find the biennial report 2015-2016 of Stichting Rugvin (Rugvin foundation). As previous years, we continued, of course, the monitoring on the Stena Line ferries, the Hollandica and the Britannica. Again, more and more sightings were recorded. We can conclude that the Dutch waters really become a hotspot for the harbour porpoise!



In the Eastern Scheldt estuary we started a few new projects. After a long starting period, we managed to open our "Studio Bruinvis", an unique installation that provides live listening to the resident harbour porpoises simultaneously with observing the animals in the estuary. We are very proud of this. Besides this we upscaled our Photo ID project with annual teams that conducted research at the Eastern Scheldt and started providing us with unique pictures of the porpoises.

*Frank Zanderink*

## Acknowledgements

Rugvin would like to thank WWF Netherlands for their financial support, Stena Line and staff for their everlasting hospitality at sea and on board and the staff of the National Park Oosterschelde, the Province of Zeeland and the municipality of Schouwen Duiveland and lots of crowdfunders who kept on believing in realising Studio Bruinvis.

And last but not least, we would like to thank all skippers, volunteers and students for their passionate enthusiasm. Without their efforts we would not be able to gain so much knowledge on Dutch cetaceans.

### COLOPF

Text: Frank Zanderink, Nynke Osinga and Nicolle van Groningen.

Photo's: Wouter Jan Strietman, Ernst Schrijver, Annemieke Podt and Frank Zanderink

Graphs and drawings: Nynke Osinga and Gijs Klunder.

Cover design: Arthur Hendriks; cover photo's Whitebeaked dolphin, Stena Hollandica, ECMC meeting and Eastern Scheldt porpoise.

# Contents

## Biennial report 2015 - 2016



Preface and Acknowledgements ----- 2

### *Organisation*

The team of students and volunteers ----- 4

### *North Sea*

Monitoring at Stena Line ----- 5

### *Eastern Scheldt estuary research*

Harbour porpoise Photo ID ----- 6

The Harbour porpoise counts (scans) ----- 7

Studio Bruinvis/Porpoise ----- 8

### *Communication*

Communication and media ----- 9

### *Finances*

Finances ----- 11

# Organisation

## The board and coordination team

In 2015 Ilse Belt stepped down from her board member position and was followed up by three new board members. In 2016 the board consisted of Ernst Schrijver, Nicolle van Groningen, Eveliene Dinger, Nynke Osinga (secretary) and Frank Zanderink (treasurer and chairman).

All Rugvin activities are conducted on a voluntary basis. Most of the volunteers were active in one or more activity sub groups such as the Stena Line monitoring group, the Photo ID team, social media and communication or the porpoise scan group of the Eastern Scheldt.

But Rugvin is not only active on the water, a lot is done at home or office behind a desk. All gathered data has to be processed for analyses and/or press releases. Also think about all other desktop tasks as the maintenance of the website, as well as managing Facebook, Twitter and Instagram.



## The Rugvin team 2015 - 2016

In Spring 2016 Rugvin organised successfully with the financial support of "Groen en Doen" a training weekend at the Eastern Scheldt in order to professionalise the team and increase the number of volunteers.

Suzanne, Michelle, Arthur, Ilse, Jeroen, Els, Yvonne, Marret, Daniël, Annemieke, Esther, Rosanne, Amber, Ernst, Wouter Jan, Maurice, Yoni, Jeske, Catherine, Nicolle, Eveliene, Eef, Renske, Arjan, Kees, Roger, Merel, Isabelle, Susan, Nynke and Frank.

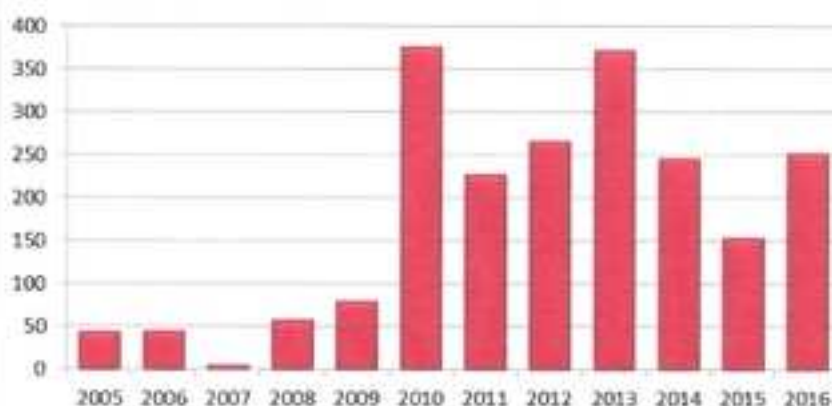
# North Sea

## Monitoring cetaceans from Stena Line ferries

Surveys are carried out on a monthly basis. Each survey consists of two survey days (day 1: Hook of Holland to Harwich, day 2: Harwich to Hook of Holland). The total observing time is approximately six hours per survey day. The surveys are carried out by two observers; one on starboard side and one on port side. We use the ECMC (European Cetacean Monitoring Coalition - previously ARC) recording data forms and research methods.



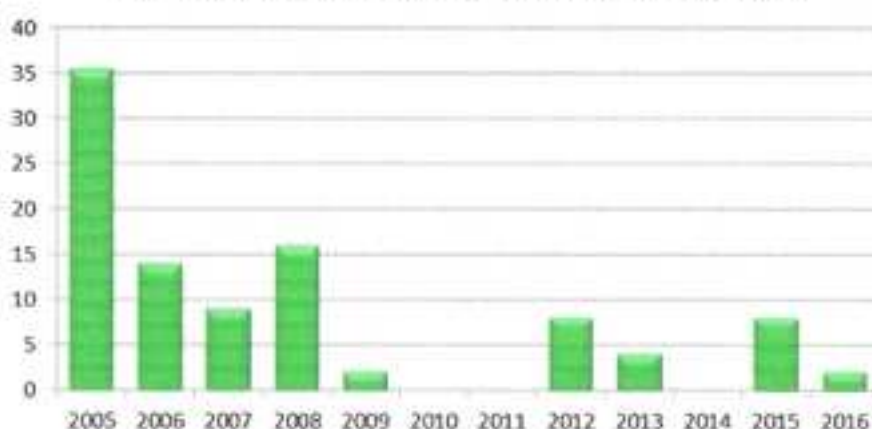
Number of harbour porpoises sighted per year



*The number of harbour porpoises observed in 2015 and 2016 were in the same range as observed in the period 2010-2014. Numbers in the period 2010-2016 have been considerably higher than in the period 2005-2009.*

*Sightings of whitebeaked dolphins in 2015 and 2016 were incidental. Whitebeaked dolphins were observed more frequently in the first years of monitoring. However, since 2009 the number of sightings have been lower.*

Number of whitebeaked dolphins sighted per year



# Eastern Scheldt

## Photo ID

In 2005 one volunteer of Rugvin started to think about the possibility of Photo identification of the harbour porpoises in the Eastern Scheldt. This is a kind of research which is quite common for dolphin or whale research, but never has been successfully carried out elsewhere on porpoises. We gave it a try on a low profile, but slowly the catalogue grew and gave us the idea that photo identification of porpoises is very well possible.

In 2015 we managed with financial support of the World Wildlife Fund to purchase a small boat, "Zeevarken I". For two years our team drove this rigid inflatable boat (RIB) from Burgsluis and Zierikzee and explored the waters looking for porpoises. At the end of 2016 more than half of the total population was catalogued!



The Photo ID teams of 2015 and 2016 preparing for a trip on the Eastern Scheldt. Beneath: one of the results of comparison, the same porpoises in different years.

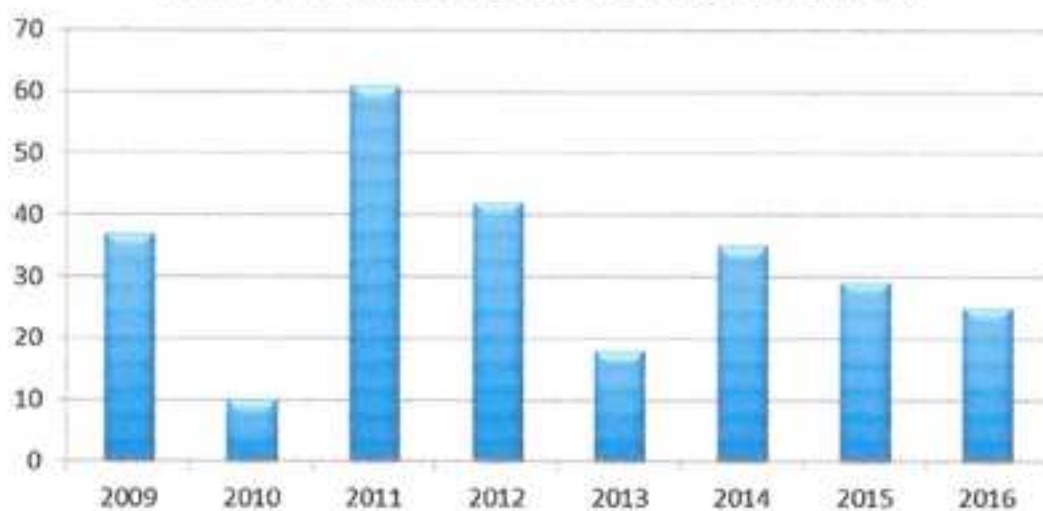


## The harbour porpoise counts

Since 2009 Rugvin conducts a so called porpoise scan on an annual base. In assistance of 8-9 vessels, their skippers and some 30 - 40 observers the whole surface of the Eastern Scheldt estuary is scanned from West to East. Slowly the whole fleet sails to all corners of the water by a maximum windspeed of Bft 2. See: <http://rugvin.nl/onderzoek/oosterschelde/scans>.



Number of harbour porpoises sighted per year



In the first year (2009) of the scan 37 harbour porpoises were count. This number developed into the record of 2011 when a total of 61 animals were observed. Since autumn 2011, a high mortality struck the Eastern Scheldt population, partly resulting in fewer animals in the following years 2012 (42), 2013 (18 under not optimal weather conditions) and 35 porpoises in 2014. This number has more or less stabilized since then, but not yet growing, with results of 29 animals in 2015 and 25 in 2016 (with no optimal weather conditions).

## Studio Bruinvis, a unique mondial installation!

It took some years and effort, but in the summer of 2016 the buoy of Studio Bruinvis (Studio Porpoise) and its receiver end at the jetty of Zierikzee were placed (see also front page picture)! The first ever sound installation which makes it possible to listen to and watch harbour porpoises at the same time was being realised.

A big yellow buoy from Rijkswaterstaat holding the hydrophone was placed nearby the jetty and an information pillar contained the receiver and speaker. Thus making it possible to listen to the nearby swimming and foraging harbour porpoises by live transmitting of the sounds from the buoy to the shore.



The process of establishing Studio Bruinvis involved also a Crowdfunding action in order to raise enough money for this installation. This crowdfunding raised not only enough money, but also gained a lot of publicity. From the start many people visited the Studio by bicycle or on foot; it really became an attraction at the seashore of Zierikzee.

So now, all parties who helped realizing Studio Bruinvis namely, World Wide Fund for nature, National Park Oosterschelde, Natuurmonumenten, the municipality of Schouwen-Duiveland, Clive Menhennet from Magrec Ltd and ourselves can be proud of this!





# Communication and media

A popular national radio programme, "Vara's Vroege Vogels" paid attention twice to Studio Bruinvis, SBS6 Television programme "Hart van Nederland" broadcasted a nice news item as well as BNN radio and "Omroep MAX". Local media such as Omroep Zeeland and the "Provinciaal Zeeuwse Courant" paid many times attention to Studio Bruinvis.

But also other activities such as the annual count of the porpoises and the activities of the Photo ID team are often picked up by the media.

Also short stories and articles on Rugvin activities appeared in magazines such as Hippo Campus, Zoogdier, ZMF-magazine and others.

Next to this news items were published on several websites from nature organisations like World Wide Fund for nature, Natuurmonumenten SOS dolfijn etc.



## Studio Bruinvis van start in Zierikzee

10-04-2016, 09:00 30230



Deel waarmee bruinvissen worden afgeteld in de Zierikzee

**BLUF OP DE HOOGTE**  
In onze nieuwsbrief houden we je op de hoogte van onze projecten, reacties, activiteiten, speciale acties en producten.

**PERS**  
Persberichten en de toezichtaansluiting.

**Waar Pers**

### Succesvolle 9e telling Oosterschelde: 34 bruinvissen!

10-04-2017

Op zondag 18 juni 2017 hebben vrijwilligers van Stichting Rugvin 34 bruinvissen geteld in Nationaal Park de Oosterschelde.

## URDEGE VOGELS

HOME | ACTIE | **NEWS** | RUBRIEK | FOTO'S | FORUM | CONTACT

### 34 BRUINVISSEN GETELD IN OOSTERSCHELDE

10-04-2017

Op zondag 18 juni hebben vrijwilligers van Stichting Rugvin bruinvissen geteld in Nationaal Park de Oosterschelde. In totaal zijn er 34 bruinvissen geteld, waaronder twee keer een moeder met een kalfje. Dit is flink meer dan vorig jaar.

**jaarlijkse telling**

Aan Strand van Zeven schepen velden vrijwilligers de dieren. De bruinvissen zijn geteld in het hele natuurgebied. Stichting Rugvin ondersteunt al jaren de jaarlijkse bruinvissen in de Oosterschelde. Dit de grootste tellingen zijn dat er nu de groot van 61 dieren in 2011 veel dieren zijn geteld. Waarschijnlijk is de laatste groenheids verspreid door verhoging.

# Rugvin and social media

## Twitter

When the new website was realised in 2012, it was logical to start with Twitter as well.

In the first year, 65 Tweets were posted and we created a group of about 50 followers. At the end of 2016, hundreds of Tweets were posted and received by appr. **400 followers**.



## Facebook

Rugvin started to have its own profile page on Facebook in 2011. In October 2011 the first few messages were posted after the land based scan around the Eastern Scheldt estuary. In the second half of 2012 we started to think about how we could make better use of this media tool and what we wanted to achieve. By writing in an informal way and inviting people to react on our messages, we hope to become a platform where knowledge is shared and people are enthused about cetaceans by others. By informing and educating the public we hope to increase the awareness of cetacean presence in Dutch waters and the need for their conservation. We posted messages about the results of our monitoring scans on the North Sea and the estuary on a regular basis. **By the end of 2016** more than **600** people "liked" us.

## www.rugvin.nl

The restyled version of our website was established in 2012. This resulted not only in a more attractive and easier to manage site, but also into more visitors. From a starting figure of about 5,000 visitors, we have now reached a number of almost **20,000 visitors** at the end of 2016. A good interaction between Twitter, Facebook and lately also Instagram caused part of this growth.

Not only the blogs were in the interest of the public, but also the background information on whale species and where to watch the cetaceans. Since 2015 we have incorporated an English page for our foreign visitors.



## Instagram

Since 2016 Rugvin is also active on Instagram. This social medium is meant especially for the Photo ID programme.





## Financial report 2015 – 2016

### Finances 2015

#### Revenues 2015

Projects	€ 3,170,00
Project reservations(from 2014)	€ 39,700,13
Bank interest	€ 222,29
Donations	€ 120,00
Crowdfunding	€ 10,260,00
lectures	€ 0,00
Other	€ 0,00 +
<b>Total revenues</b>	<b>€ 53,472,42</b>

#### Expenses 2015

Projects	€ 13,183.25
Project reservations (into 2016)	€ 39,916.80
Office costs	€ 372,37 +
<b>Total expenses</b>	<b>€ 53,472,42</b>

### Finances 2016

#### Revenues 2016

Projects	€ 10,000,00
Project reservations(from 2015)	€ 39,915,80
Bank interest	€ 375,47
Donations	€ 729,83
Lectures	€ 0,00
Other	€ 0,00 +
<b>Total revenues</b>	<b>€ 51,021,10</b>

#### Expenses 2016

Projects	€ 28,924,81
Project reservations (into 2017)	€ 21,372,90
North Sea Overnight stay	€ 498,67
Office costs	€ 224,72 +
<b>Total expenses</b>	<b>€ 51,021,10</b>



[www.rugvin.nl](http://www.rugvin.nl)

Like us at Facebook and  
Follow us on Twitter or  
Instagram

[www.jilster.nl](http://www.jilster.nl)

